



GoFix® MS II 6,0



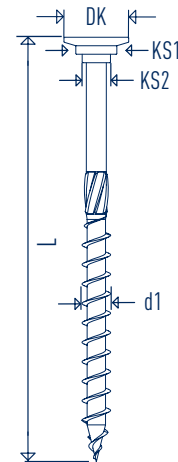
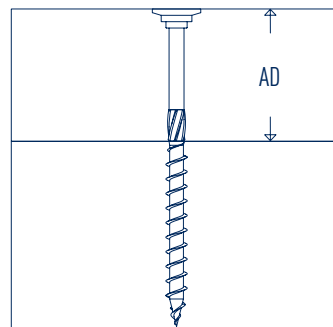
GoFix® MS II 8,0



GoFix® MS II 10,0



SIHGAFIX®



GoFix® MS II 6,0

| d1 | L | TX | DK | KS1 | KS2 | AD |
|-----|-----|----|------|-----|-----|-----|
| 6,0 | 70 | 30 | 13,5 | 8,6 | 6,0 | 28 |
| 6,0 | 80 | 30 | 13,5 | 8,6 | 6,0 | 32 |
| 6,0 | 90 | 30 | 13,5 | 8,6 | 6,0 | 36 |
| 6,0 | 100 | 30 | 13,5 | 8,6 | 6,0 | 40 |
| 6,0 | 120 | 30 | 13,5 | 8,6 | 6,0 | 50 |
| 6,0 | 140 | 30 | 13,5 | 8,6 | 6,0 | 70 |
| 6,0 | 160 | 30 | 13,5 | 8,6 | 6,0 | 90 |
| 6,0 | 180 | 30 | 13,5 | 8,6 | 6,0 | 110 |
| 6,0 | 200 | 30 | 13,5 | 8,6 | 6,0 | 130 |

GoFix® MS II 8,0

| d1 | L | TX | DK | KS1 | KS2 | AD |
|-----|-----|----|----|------|-----|-----|
| 8,0 | 80 | 40 | 19 | 11,6 | 8 | 30 |
| 8,0 | 100 | 40 | 19 | 11,6 | 8 | 40 |
| 8,0 | 120 | 40 | 19 | 11,6 | 8 | 50 |
| 8,0 | 140 | 40 | 19 | 11,6 | 8 | 60 |
| 8,0 | 160 | 40 | 19 | 11,6 | 8 | 70 |
| 8,0 | 180 | 40 | 19 | 11,6 | 8 | 80 |
| 8,0 | 200 | 40 | 19 | 11,6 | 8 | 100 |
| 8,0 | 220 | 40 | 19 | 11,6 | 8 | 120 |
| 8,0 | 240 | 40 | 19 | 11,6 | 8 | 140 |
| 8,0 | 260 | 40 | 19 | 11,6 | 8 | 160 |

> 8,0 x 260 >>

GoFix® MS II 8,0

| d1 | L | TX | DK | KS1 | KS2 | AD |
|-----|-----|----|----|------|-----|-----|
| 8,0 | 280 | 40 | 19 | 11,6 | 8 | 180 |
| 8,0 | 300 | 40 | 19 | 11,6 | 8 | 200 |
| 8,0 | 320 | 40 | 19 | 11,6 | 8 | 220 |
| 8,0 | 340 | 40 | 19 | 11,6 | 8 | 240 |
| 8,0 | 360 | 40 | 19 | 11,6 | 8 | 260 |
| 8,0 | 380 | 40 | 19 | 11,6 | 8 | 280 |
| 8,0 | 400 | 40 | 19 | 11,6 | 8 | 300 |
| 8,0 | 450 | 40 | 19 | 11,6 | 8 | 350 |
| 8,0 | 500 | 40 | 19 | 11,6 | 8 | 400 |

GoFix® MS II 10,0

| d1 | L | TX | DK | KS1 | KS2 | AD |
|------|-----|----|------|------|-----|-----|
| 10,0 | 80 | 50 | 23,0 | 14,4 | 10 | 30 |
| 10,0 | 100 | 50 | 23,0 | 14,4 | 10 | 40 |
| 10,0 | 120 | 50 | 23,0 | 14,4 | 10 | 50 |
| 10,0 | 140 | 50 | 23,0 | 14,4 | 10 | 60 |
| 10,0 | 160 | 50 | 23,0 | 14,4 | 10 | 70 |
| 10,0 | 180 | 50 | 23,0 | 14,4 | 10 | 80 |
| 10,0 | 200 | 50 | 23,0 | 14,4 | 10 | 100 |
| 10,0 | 220 | 50 | 23,0 | 14,4 | 10 | 120 |
| 10,0 | 240 | 50 | 23,0 | 14,4 | 10 | 140 |

> 10,0 x 240 >>



Mehr Information zum Produkt!

MA Nr. 38812/16/1


TAKE THE BEST




GoFix® MS II 10,0

| d1 | L | TX | DK | KS1 | KS2 | AD |
|------|-----|----|------|------|-----|-----|
| 10,0 | 260 | 50 | 23,0 | 14,4 | 10 | 160 |
| 10,0 | 280 | 50 | 23,0 | 14,4 | 10 | 180 |
| 10,0 | 300 | 50 | 23,0 | 14,4 | 10 | 200 |
| 10,0 | 320 | 50 | 23,0 | 14,4 | 10 | 220 |
| 10,0 | 340 | 50 | 23,0 | 14,4 | 10 | 240 |
| 10,0 | 360 | 50 | 23,0 | 14,4 | 10 | 260 |
| 10,0 | 400 | 50 | 23,0 | 14,4 | 10 | 300 |
| 10,0 | 450 | 50 | 23,0 | 14,4 | 10 | 350 |
| 10,0 | 500 | 50 | 23,0 | 14,4 | 10 | 400 |
| 10,0 | 550 | 50 | 23,0 | 14,4 | 10 | 450 |
| 10,0 | 600 | 50 | 23,0 | 14,4 | 10 | 500 |


1.




2.



3.




4.



5.



6.



7.

